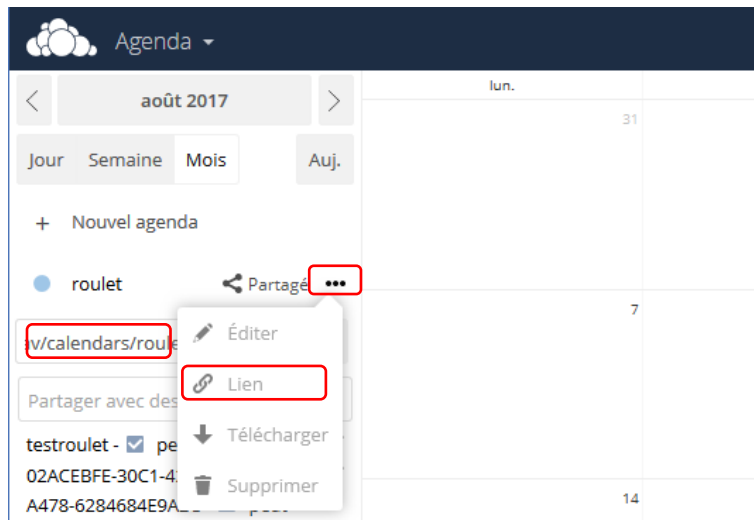
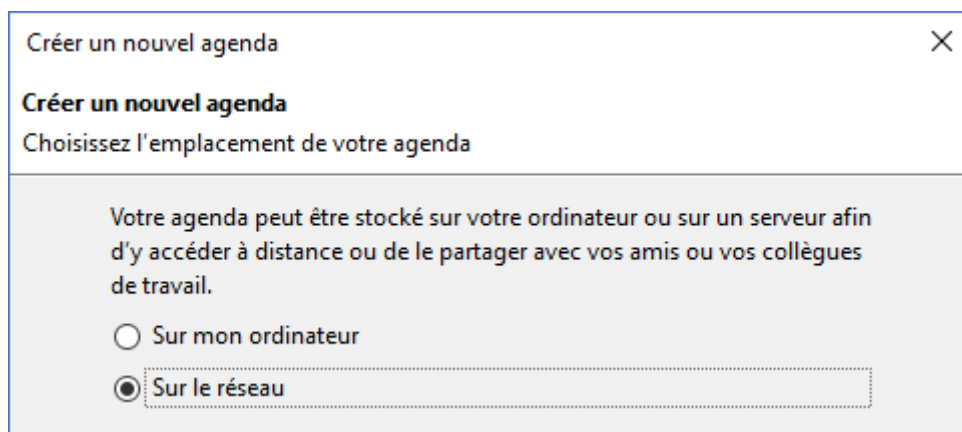


Synchroniser son calendrier Owncloud et Thunderbird lightning :

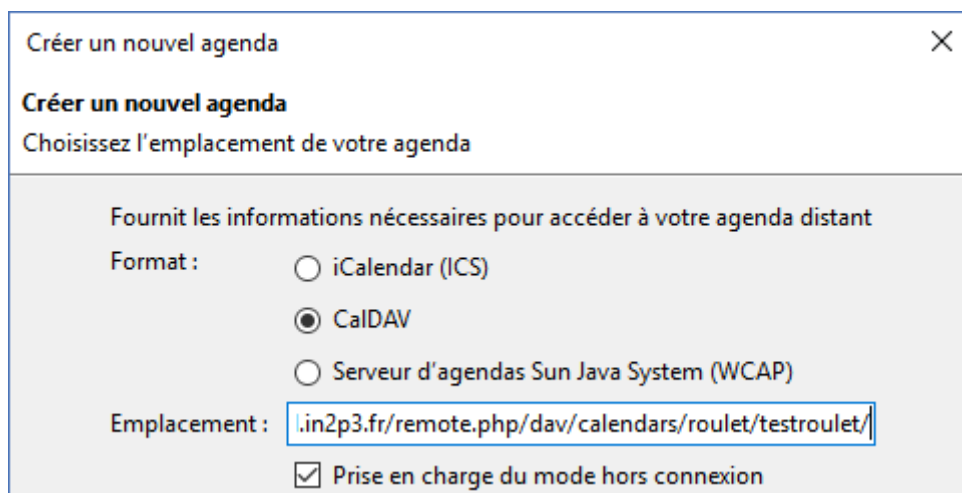
Dans owncloud -> clic sur ... -> lien -> copier l'adresse du lien du calendrier owncloud



Dans Thunderbird agenda -> clic droit dans la colonne agenda -> nouvel agenda -> créer un nouvel agenda sur le réseau



Selectionner Format CalDAV et dans Emplacement -> coller l'adresse du lien du calendrier owncloud



Les deux calendriers sont synchronisés :

The screenshot shows a web browser window with the URL `https://owncloud.lal.in2p3.fr/index.php/apps/agenda`. The page title is "Agenda - ownCloud" and the user is identified as "Thomas Roulet". The calendar is in a monthly view for August 2017. The grid shows dates from 31st July to 10th September. A blue event titled "test" is scheduled for August 22nd. The interface includes a navigation sidebar with options for "roulet" and "zimbra", and a search bar.

The screenshot shows a desktop calendar application window with the title "Courrier entrant - roulet@lal.i...". The interface includes a navigation sidebar with options for "Mon agenda" and "owncloud", and a search bar. The calendar is in a weekly view for August 2017. The grid shows dates from 31st July to 3rd September. A blue event titled "test" is scheduled for August 22nd. The interface includes a navigation sidebar with options for "Mon agenda" and "owncloud", and a search bar.